


TR MONTAJ KILAVUZU




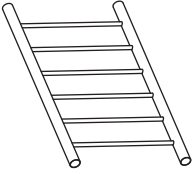
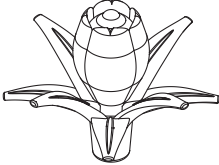




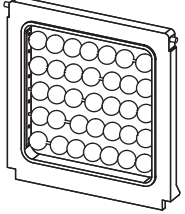
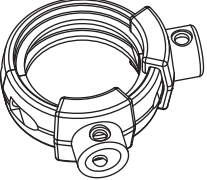
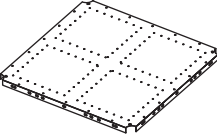
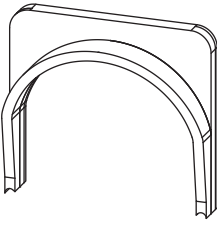
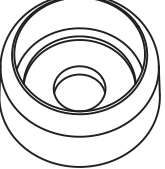



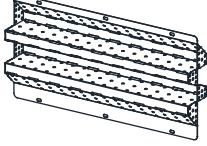
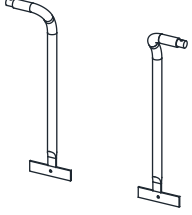


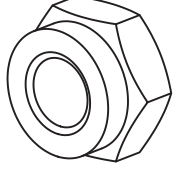
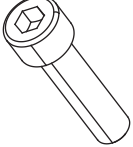
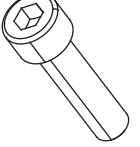
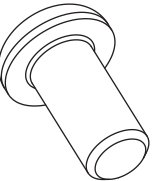
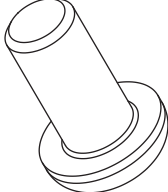
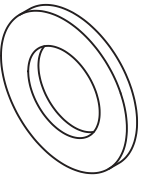
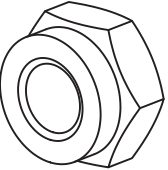

EN ASSEMBLY INSTRUCTIONS



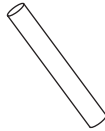

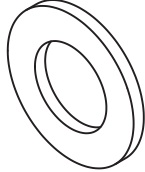
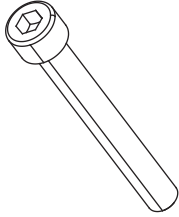
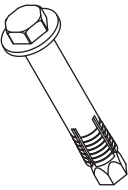








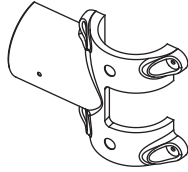
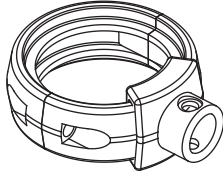



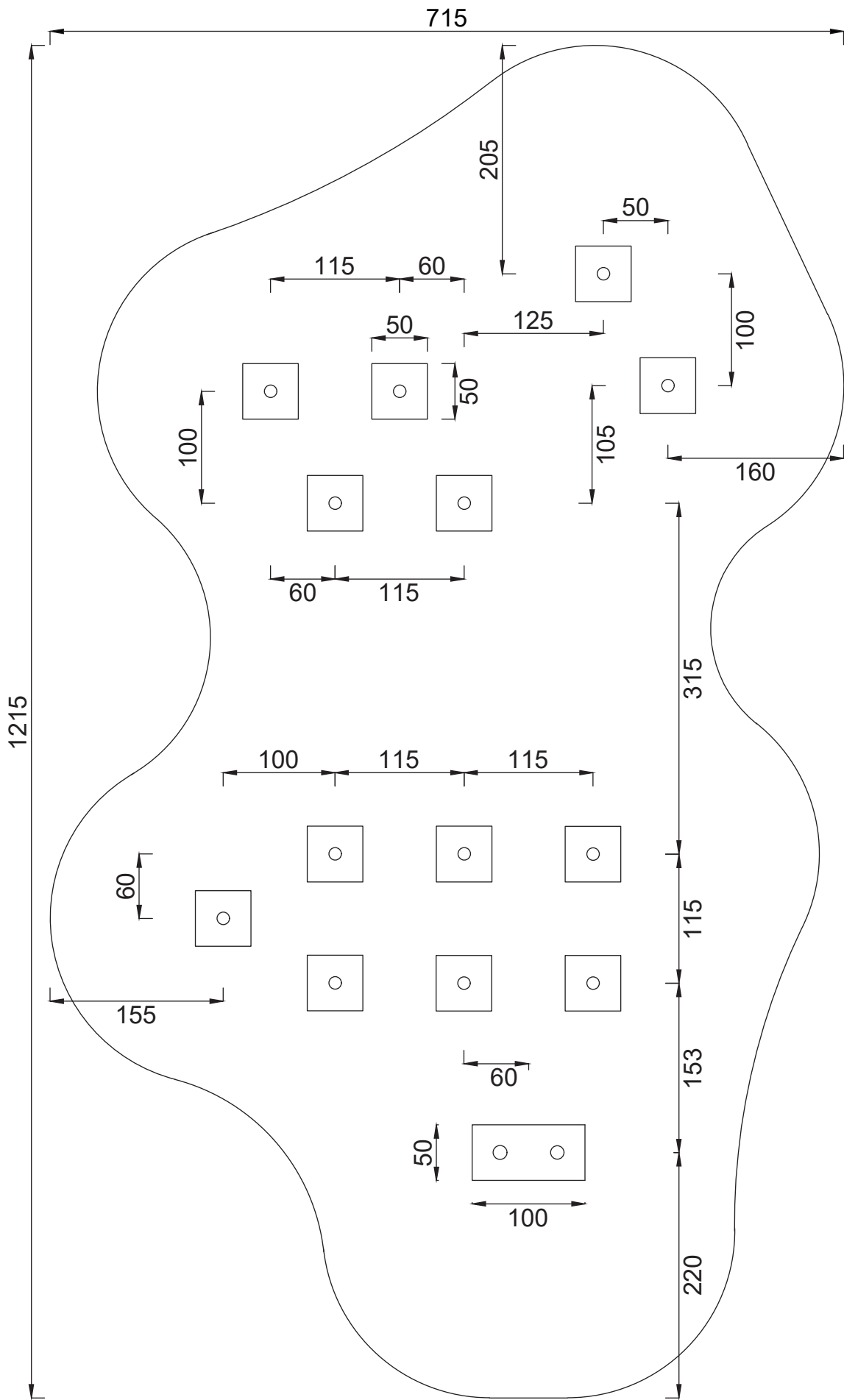
# Cemer®

## CXS 05-1

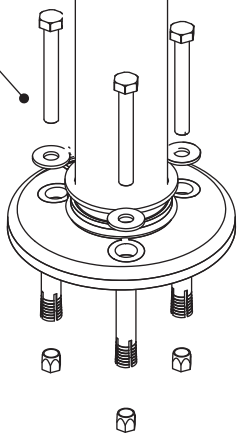


					
151.01.95.00287	151.01.95.00326	151.01.99.10106	151.01.20.00021	151.02.20.00219	151.01.31.00001
<b>A1</b> x1	<b>A2</b> x1	<b>A3</b> x6	<b>A4</b> x1	<b>A5</b> x1	<b>A6</b> x2
					
151.02.20.00269	151.02.20.00268	151.02.20.00074	151.02.20.00242	151.02.21.00014	151.02.20.00221
<b>B2</b> x1	<b>B3</b> x1	<b>B4</b> x1	<b>B5</b> x1	<b>B6</b> x2	<b>B7</b> x1
					
151.01.06.13021	151.02.20.00022	151.01.06.13049	151.02.21.00052	151.02.21.00055	151.02.21.00025
<b>B8</b> x2	<b>B9</b> x1	<b>B10</b> x2	<b>C1</b> x10	<b>C2</b> x10	<b>C3</b> x7
					
151.01.06.13022	151.02.20.00220	151.01.20.00045	151.02.20.00062	151.01.06.13033	151.01.06.10023
<b>C4</b> x3	<b>C5</b> x1	<b>C6</b> x2	<b>C7</b> x1	<b>C8</b> x1	<b>C9</b> x2
					
151.02.20.00029	151.02.20.00218	150.09.01.00008	150.08.01.00033	150.08.08.00024	150.08.01.00031
<b>C10</b> x1	<b>C12</b> x1	<b>M8-S</b> x80	<b>M10x45</b> x8	<b>M8-R</b> x4	<b>M10x35</b> x8
					
150.08.02.00003	150.08.02.00001	150.09.02.00002	150.09.01.00012	150.08.08.00121	150.08.02.00005
<b>M8x14</b> x45	<b>M8x17</b> x30	<b>M10-R</b> x130	<b>M10-S</b> x20	<b>M8x80</b> x37	<b>M8x30</b> x55

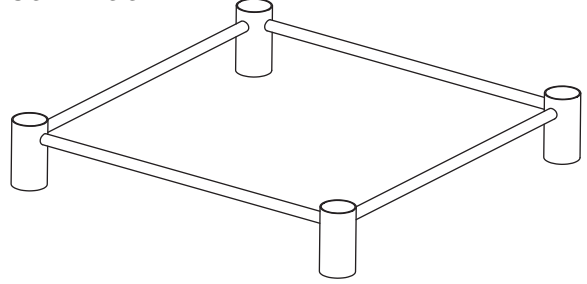
					
151.01.95.00505 <b>C13</b> x2	151.01.95.00502 <b>C14</b> x1	150.08.08.00006 <b>M8-G</b> x4	150.08.02.00002 <b>M8x35</b> x20	150.09.02.00003 <b>M12-R</b> x8	150.08.01.00021 <b>M8x120</b> x2
					
150.08.08.00122 <b>M14x100</b> x8	151.01.99.10421 <b>C15</b> x1	151.01.95.00507 <b>C16</b> x1	151.01.95.00775 <b>C17</b> x1	151.01.95.00777 <b>C18</b> x1	151.01.95.00776 <b>C19</b> x1
					
151.01.95.00778 <b>C20</b> x1	151.01.95.00779 <b>C21</b> x1	151.01.06.10026 <b>C22</b> x2	151.01.11.00431 <b>C23</b> x8	151.02.21.00013 <b>C24</b> x10	151.01.99.10420 <b>C25</b> x1



M8x80

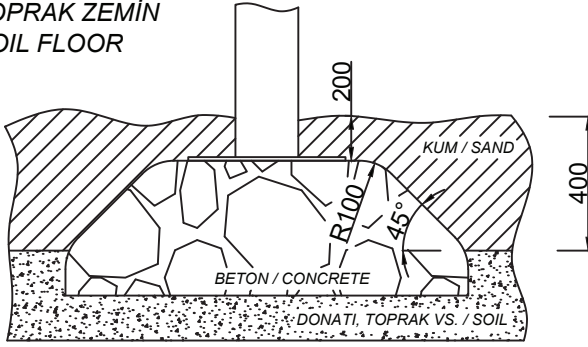


TOPRAK ZEMİN  
SOİL FLOOR



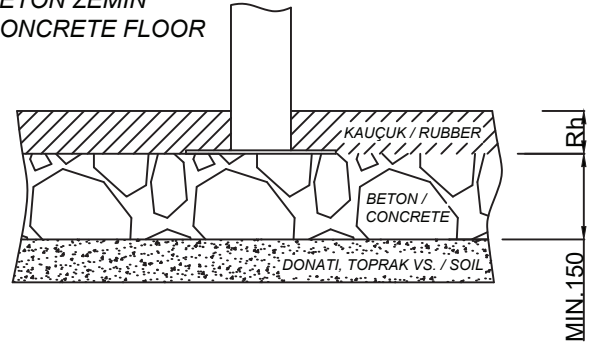
x10

TOPRAK ZEMİN  
SOİL FLOOR



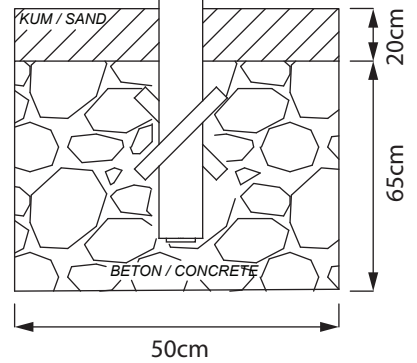
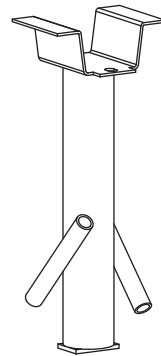
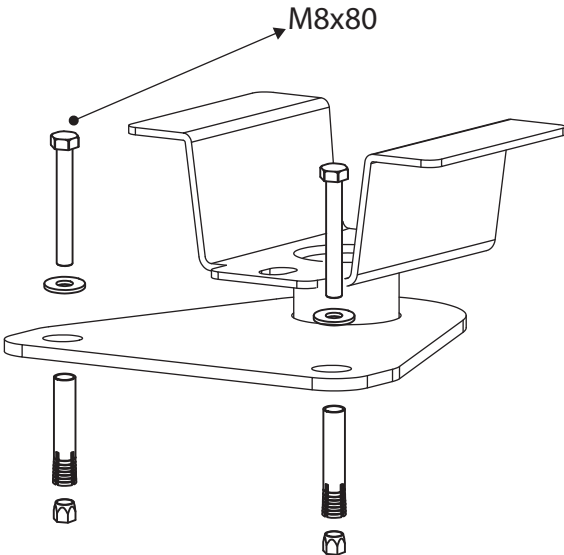
-BETON EBATLARI PROJEYE GÖRE DEĞİŞKENDİR  
-CONCRETE DIMENSIONS CHANGE ACCORDING TO PRODUCTS

BETON ZEMİN  
CONCRETE FLOOR

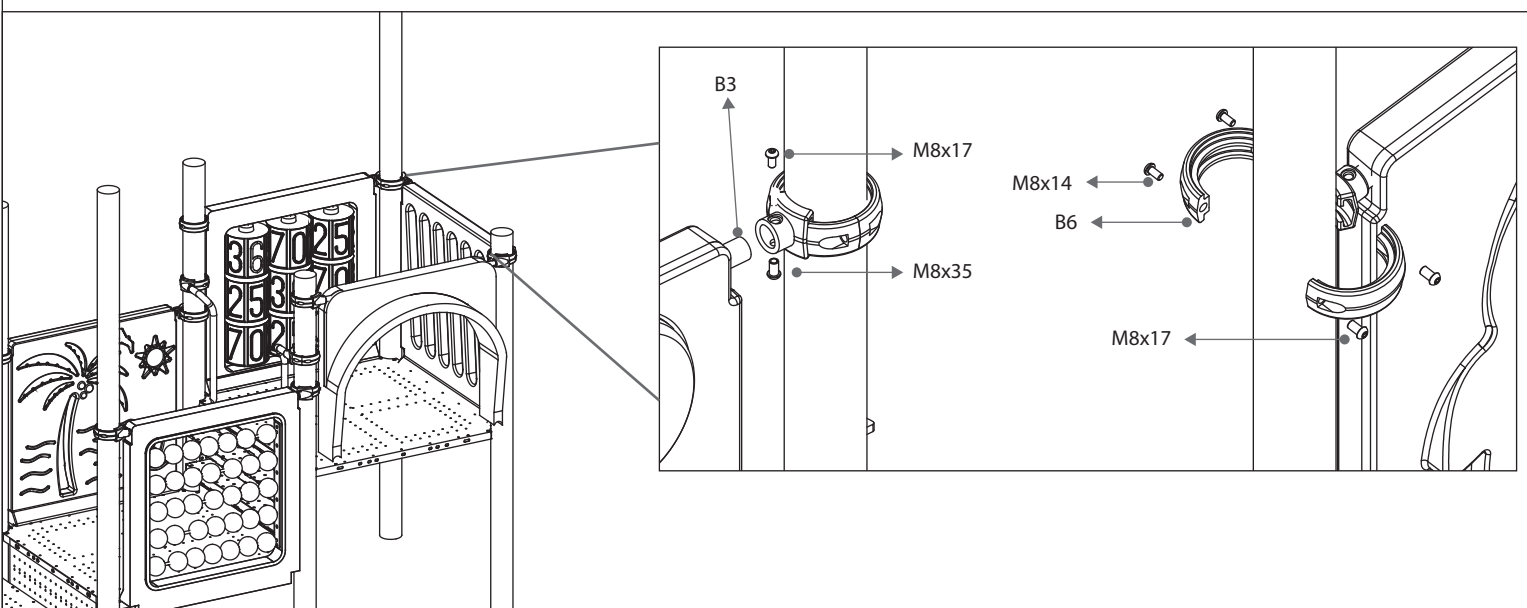
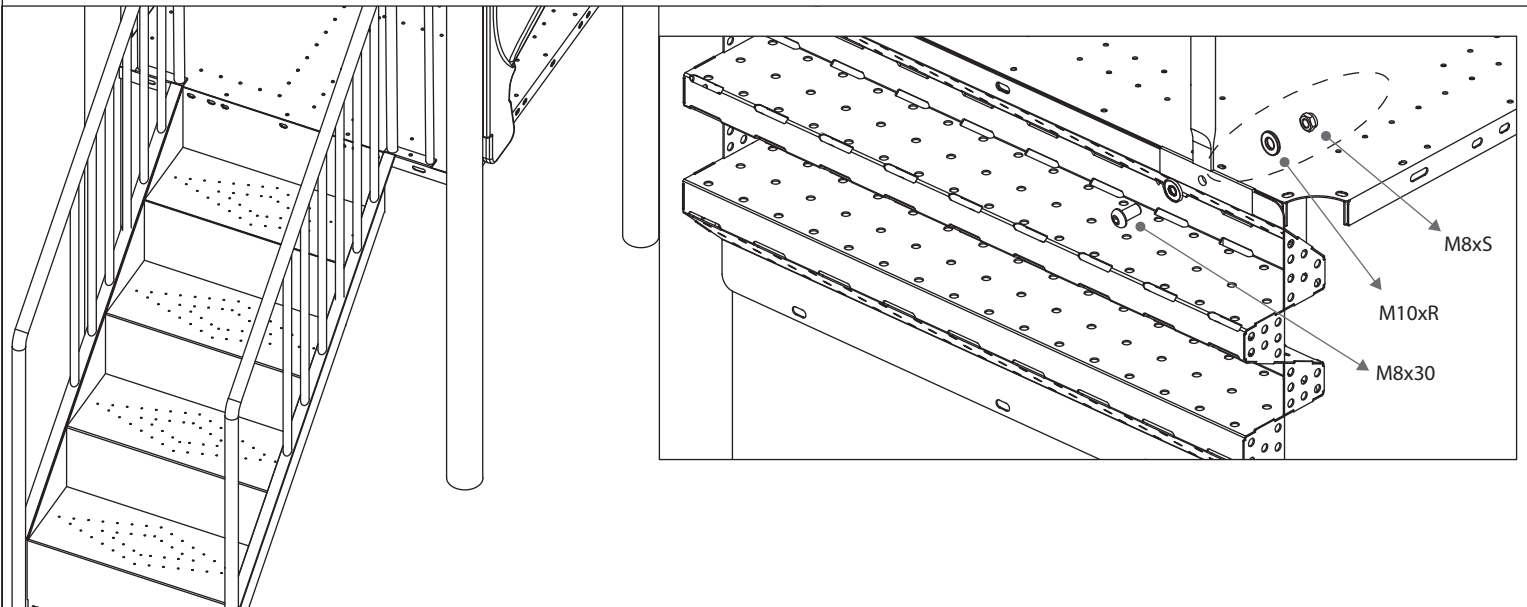
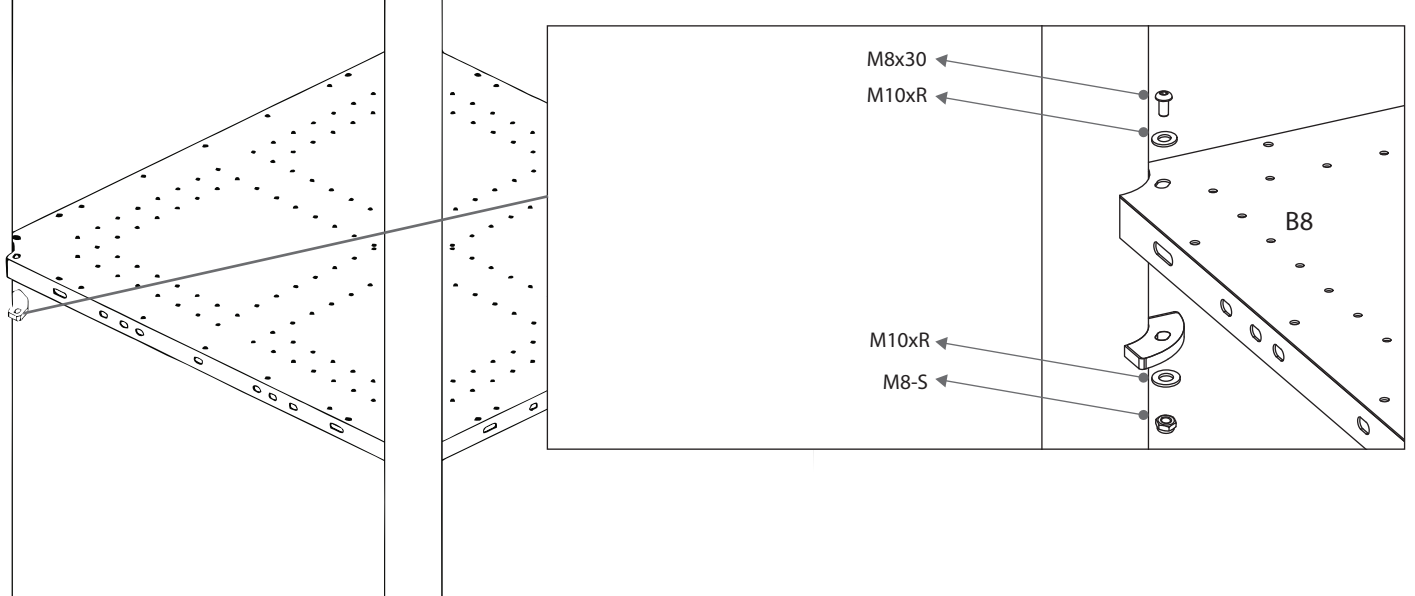


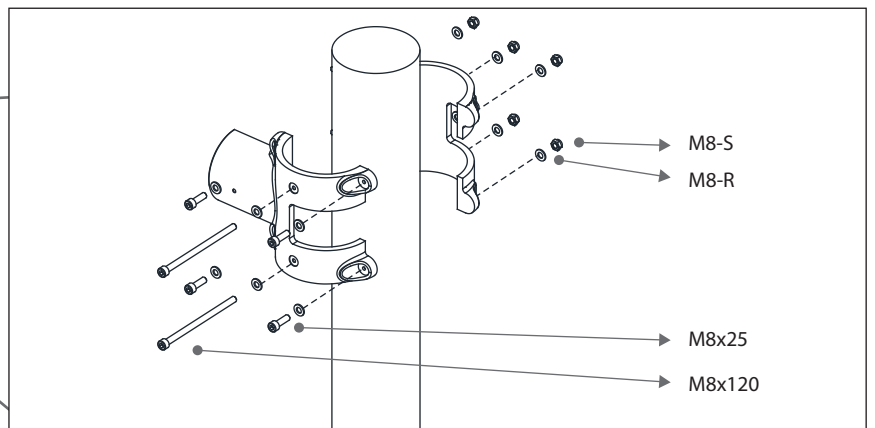
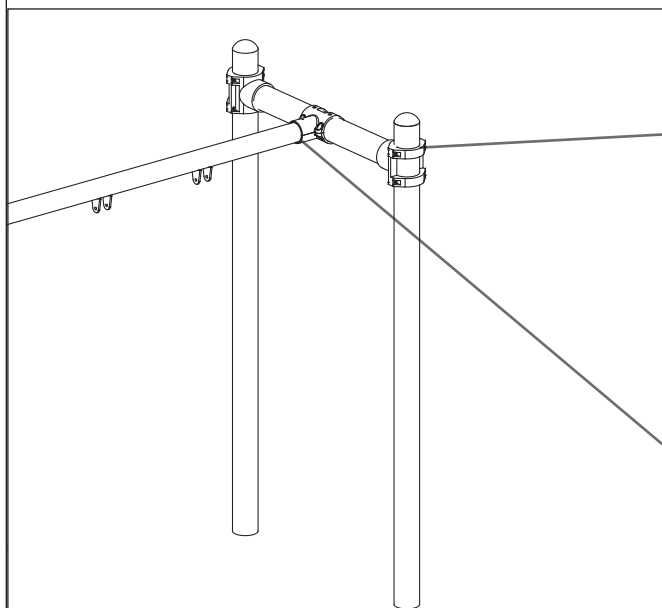
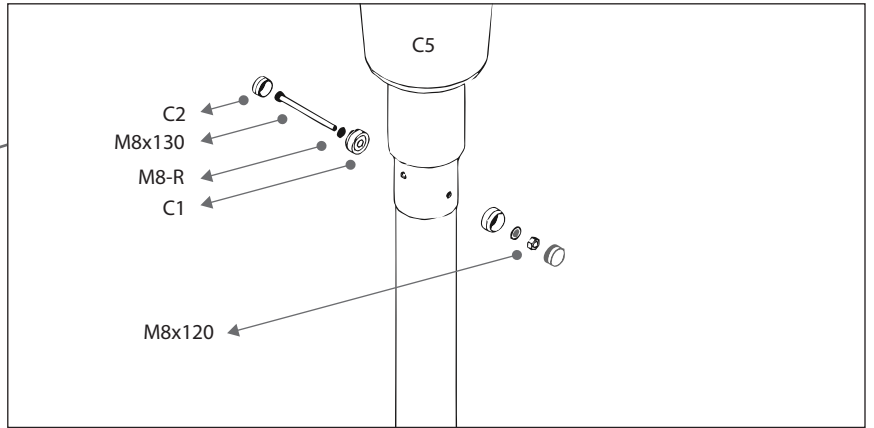

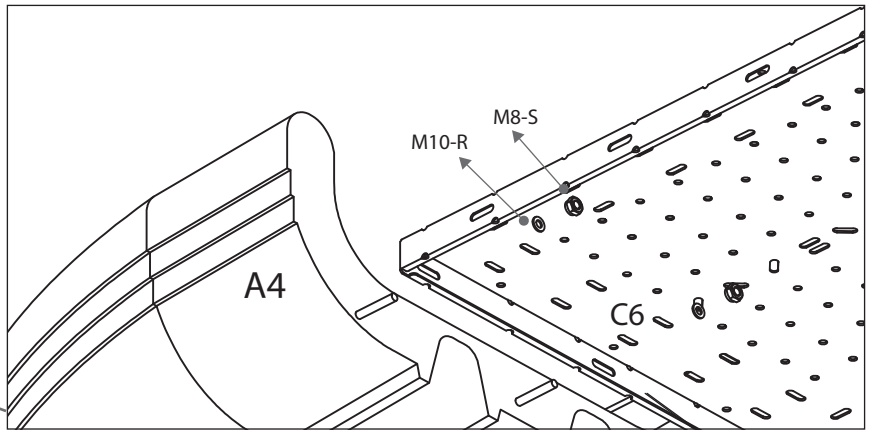
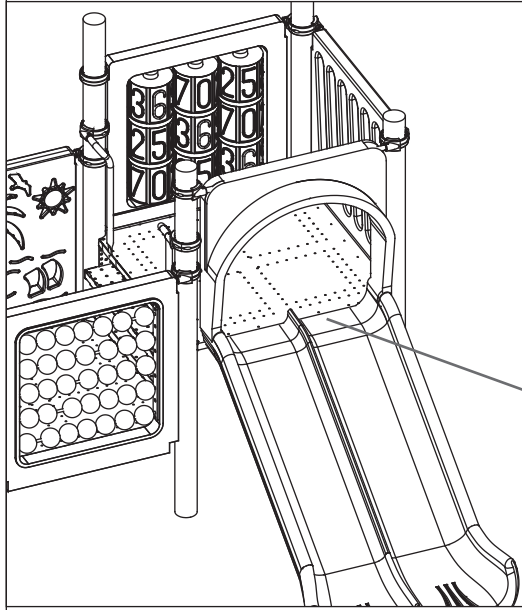
$R_h$ , düşme yüksekliğine göre değişkendir.  
 $R_h$  is determined according to fall height.

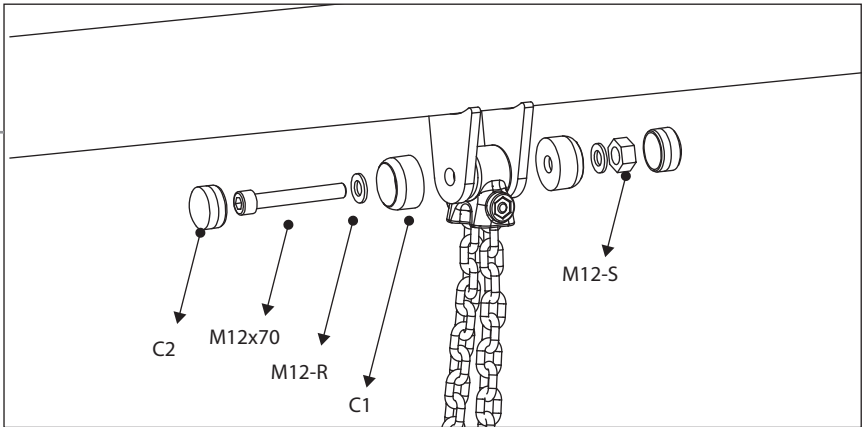
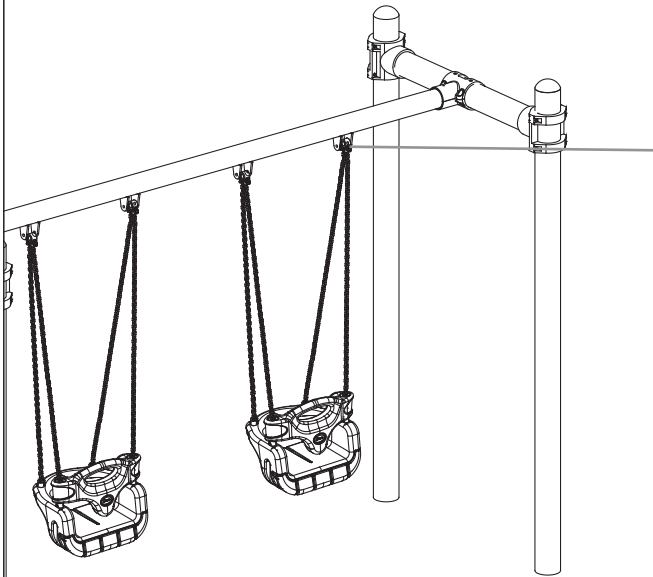
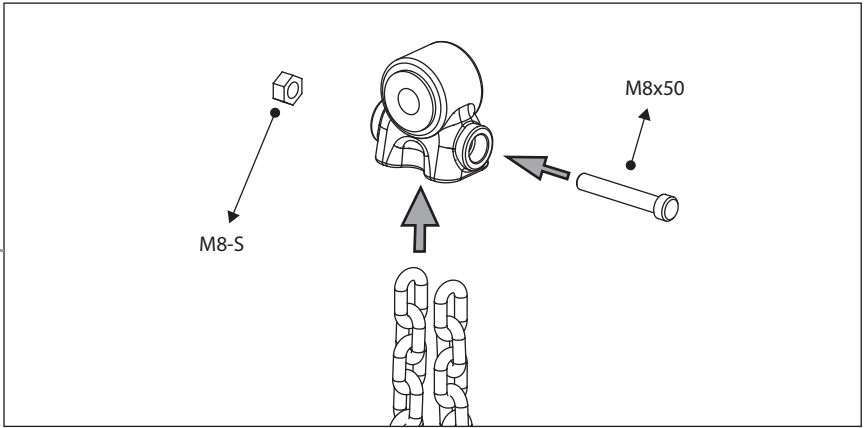
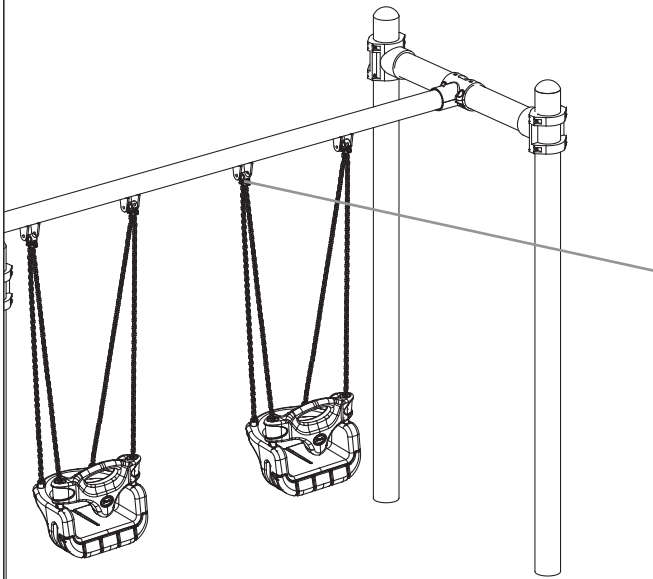
M8x80



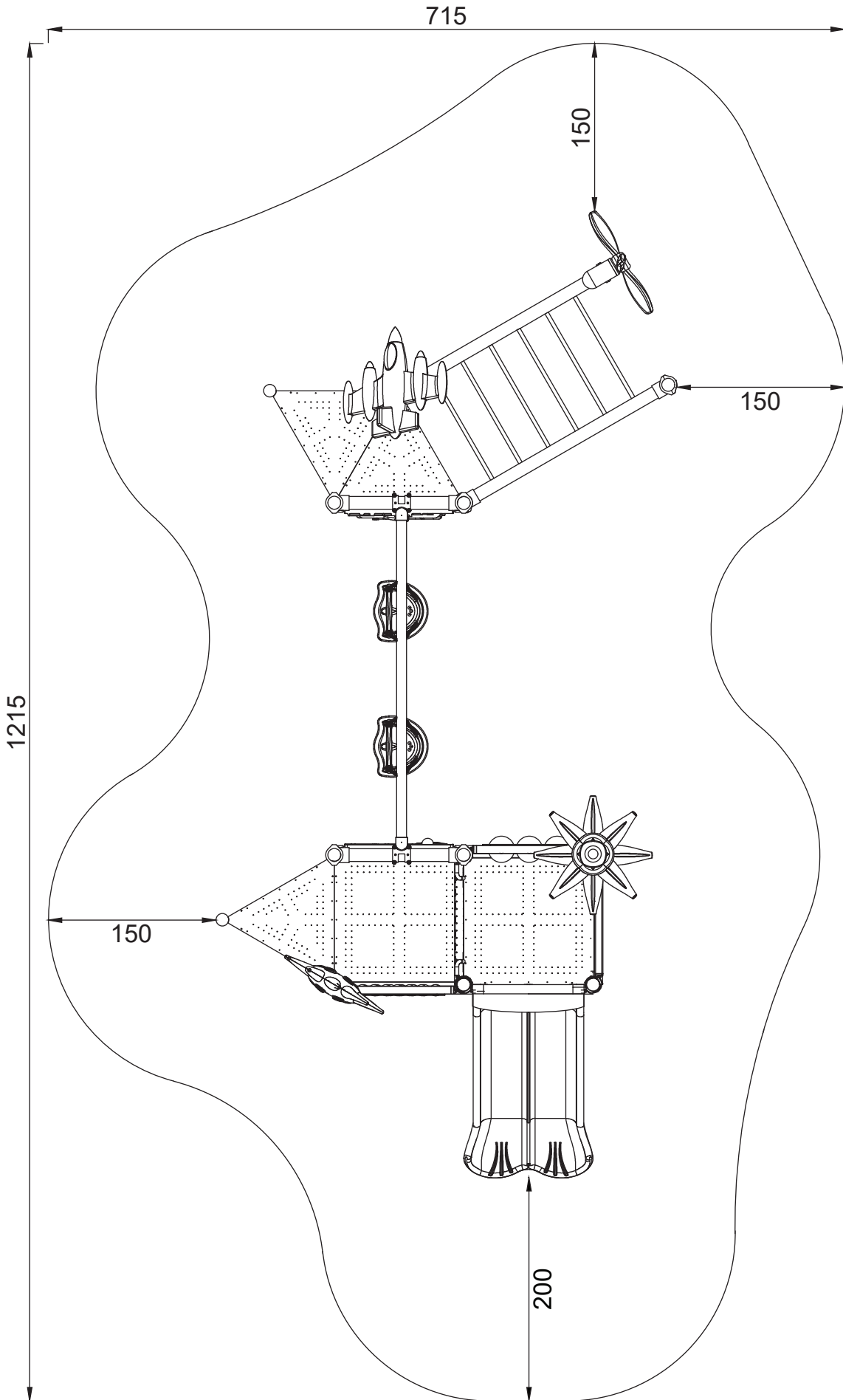
x2











## MONTAJ TALİMATLARI

- Ürün kurulumunda montaj kılavuzu kullanılması/riayet edilmesi tavsiye edilir.
- Kurulum kalifiye/yetkili personel tarafından yapılmalıdır.
- Kurulum sırasında ara verilmek isteniyor ise montaj alanı güvenlik şeridi ile çevrilmelidir.
- Montaj kılavuzuna göre eksik yada fazla parça ile karşılaşılr ise üretici firmaya bildirilmesi gerekir.

## KULLANIM TALİMATLARI

- Ürün +3 yaşından büyük kullanıcılar için ve aynı anda 21 kişi için tasarlanmıştır.
- Kullanıcılar ebeveyn gözetiminde olmalıdır.
- Ürün TSE EN 1176-1 , 1176- 3 ve 1176-7 e uygun olarak tasarlanıp, üretilmektedir.
- Zemin kaplaması TSE EN 1177-1 e uygun olmalıdır.
- İp tırmanma vb. istasyonlara kask ile çıkmak yasaktır.
- Ürün üzerinde izin verilen ve belirtilen fonksiyonlar / rotalar dışında hareket etmek tehlikeli ve yasaktır.

## BAKIM TALİMATLARI

### GÜNLÜK MUAYENE (GÖZLE MUAYENE)

- Ürünün günlük gözle muayenesi TSE 1176-7 Madde 6.1 a. ' ye uygun olarak yapılmaktadır.
- Ürünün / Kompleksin temizliği, ayak basma ve el tutma elemanlarının durumu
- Gevşek taneli zemin kaplaması var ise (kum, çakıl, malç vb.) beton blokları üzerindeki vaziyeti

### 90 GÜNLÜK MUAYENE (İŞLETME MUAYENESİ)

- Ürünün işletme muayenesi TSE 1176-7 Madde 6.1 b.' ye uygun olarak yapılmaktadır.
- Dinamik/Hareketli elemanların (doğrusal veya radyal) azami 90 günlük periyotlarda yağlanması (İşletmeci tarafından kullanım yoğunluğuna göre sıklaştırılabilir)
- Modüler bağlantı elemanları ile sabitlenen parçaların rijitliği.
- Yüzey kaplamalarında aşınma, solma kontrolü
- Statik olmayan bir elemana sahip ürün var ise ve gerginlik isteniyor ise (ip tırmanmalar vb.) ürün üzerindeki gerdirmeler ile ayarlanması
- Statik olmayan bir elemana sahip ürün var ise ve sehim isteniyor ise, (teleferik, zip line vb.) Ürün üzerindeki gerdirmeler ile ayarlanması

### YILLIK MUAYENE (ANA MUAYENE)

- Ürünün Yıllık ana muayenesi TSE 1176-7 madde 6.1 c.'ye uygun olarak yapılmaktadır.
- Dinamik istasyonlarda kullanılan rulman, yataklama vb. elemanların ve tutma, basma vb. fonksiyonlara sahip istasyonların bağlantı elemanlarının rijitsizliğine karşın değişimi
- Ankraj detaylarının (beton, dübel vb.), yatay ve dikey taşıyıcıların (kolon, kiriş) rijitliği
- Zemin kaplama elemanındaki aşınmalar (İşletmeci tarafından kullanım yoğunluğuna göre sıklaştırılabilir)

## ASSEMBLY INSTRUCTIONS

- Assembly instructions guide must be used and the assembly should be made according to it.
- Products must be assembled by qualified/authorized staff.
- If a break is needed through the assembly, the site must be confined with safety strips.
- If there are extra or missing pieces of the product, provider company should be contacted about the situation.

## USAGE INSTRUCTIONS

- The product is designed for users aged 3+ and 21 people per usage.
- Usage must be in parents custody.
- The product is designed and manufactured according to TSE EN 1176-1 , 1176- 3 and 1176-7
- Floor covering must be made according to TSE EN 1177-1
- It's forbidden to use climbing accessories while wearing a helmet.
- It's dangerous and forbidden to use the product outside of its original usage or functions.

## MAINTENANCE INSTRUCTIONS

### DAİLY INSPECTION (VISUAL EXAMINATION)

- Daily inspection of the product is made according to TSE 1176-7 Clause 6.1a.
- Products and area's cleanliness and handles' situation.
- If loose surface covering is used, the concrete blocks' situation.

### OPERATIONAL INSPECTION (90 DAY PERIOD)

- Operational inspection of the product is made according to TSE 1176-7 Clause 6.1b.
- Dynamic products (linear or radial usage) should be greased in 90 day periods. (the periods can be shortened according to the manufacturer's advice)
- Rigidity of modular connectors and fasteners.
- Inspection on floor coverings to check wear and fade
- If there is an equipment that needs tension ( like a climbing equipment) it should be controlled and stretched appropriately.
- If there is an equipment that needs sag ( like a rope bridge) it should be controlled and stretched appropriately.

### ANNUAL MAIN INSPECTION

- Annual inspection of the product is made according to TSE 1176-7 Clause 6.1c.
- The situation and rigidity of all bearings, bearing supports etc.
- Rigidity and functionality of products that have functions like gripping, stepping etc.
- Rigidity of anchorage equipments (concrete, fixing plugs etc.), vertical and horizontal supports.
- Wear on floor coverings (the periods can be shortened according to the manufacturer's advice)